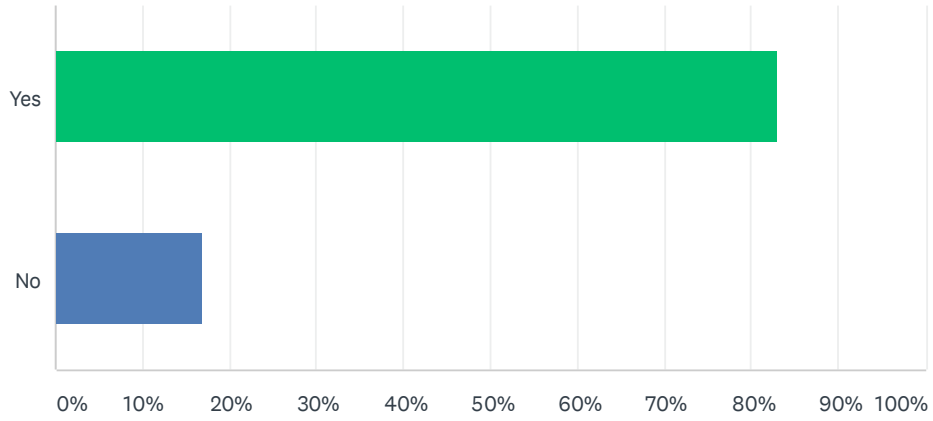


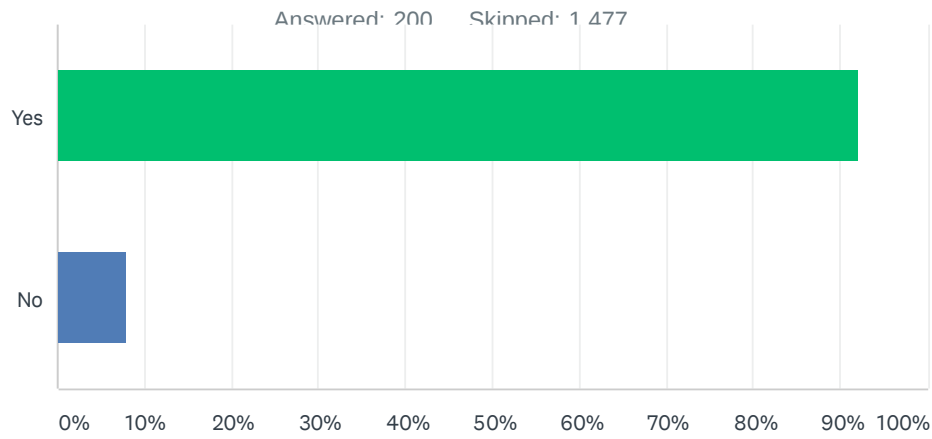
# Q1 Are you concerned that your elderly parent/loved one feels isolated and/or lonely living in a private residence?

Answered: 200 Skipped: 1,477



ANSWER CHOICES	RESPONSES	
Yes	83.00%	166
No	17.00%	34
TOTAL		200

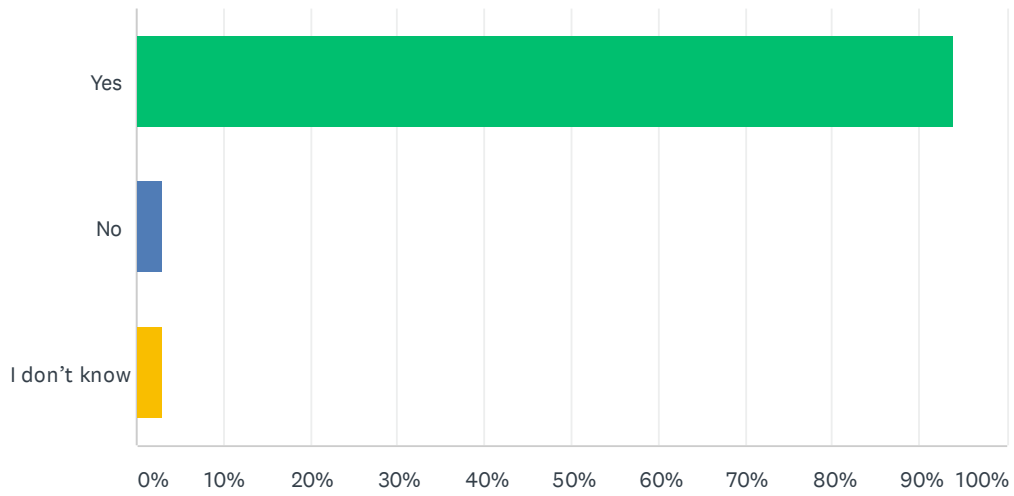
## Q2 Would your elderly parent(s)/loved one benefit from more socialization?



ANSWER CHOICES	RESPONSES	
Yes	92.00%	184
No	8.00%	16
TOTAL		200

### Q3Do you believe a social lifestyle contributes to the overall health of an elderly person?

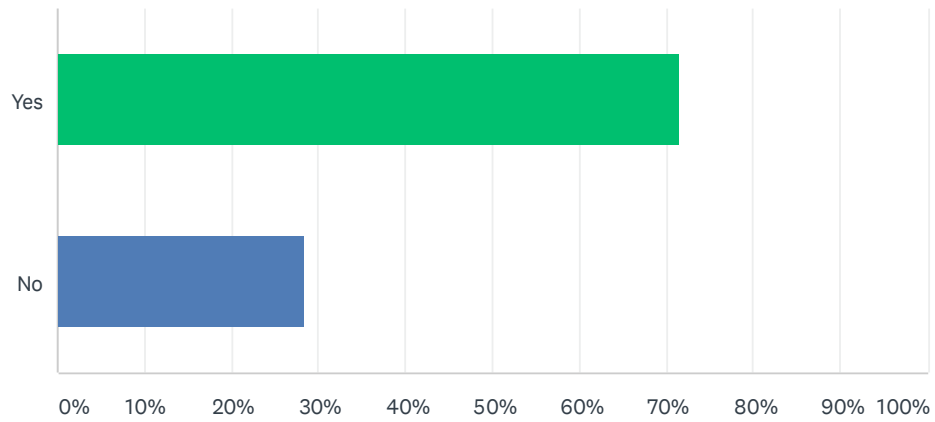
Answered: 200 Skipped: 1,477



ANSWER CHOICES	RESPONSES	
Yes	94.00%	188
No	3.00%	6
I don't know	3.00%	6
TOTAL		200

# Q4 Are you one of, or the primary caregiver to your elderly parent(s)/ loved one?

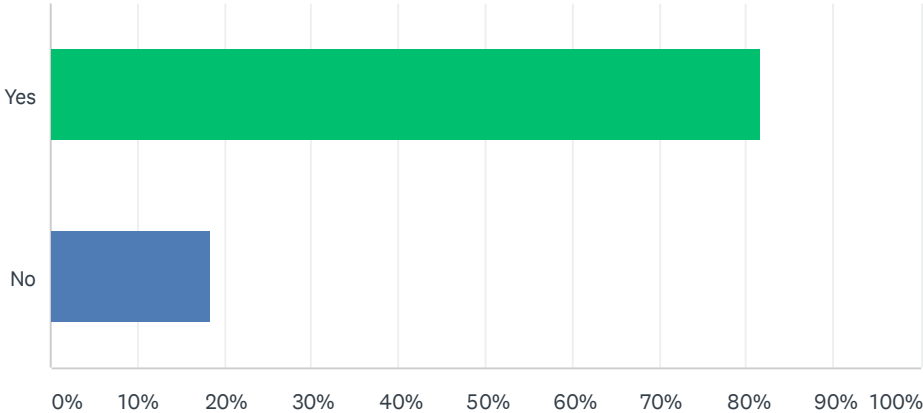
Answered: 200 Skipped: 1,477



ANSWER CHOICES	RESPONSES	
Yes	71.50%	143
No	28.50%	57
TOTAL		200

# Q5 Do you wish you had more assistance to help take care of your elderly parent(s) or loved one?

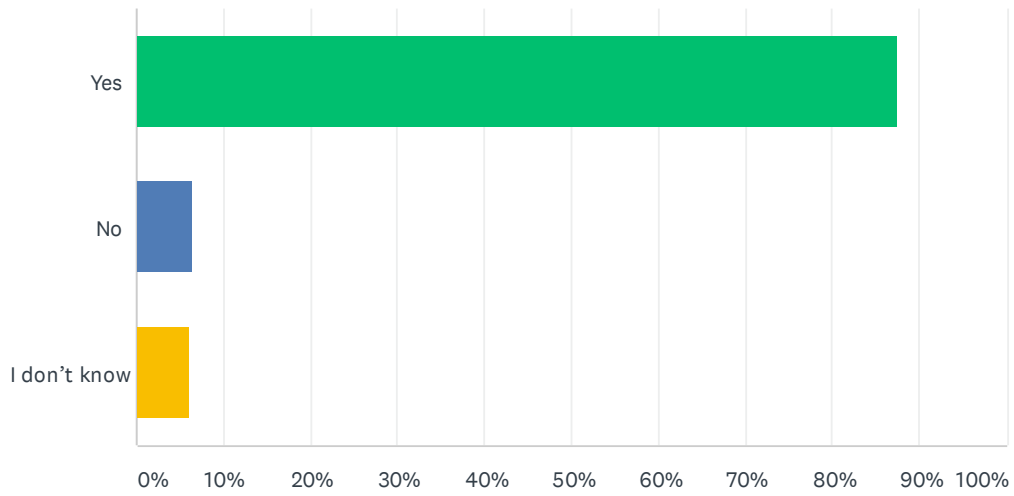
Answered: 200 Skipped: 1,477



ANSWER CHOICES	RESPONSES	
Yes	81.50%	163
No	18.50%	37
TOTAL		200

# Q6 Do you know the difference between a nursing home and an assisted living facility?

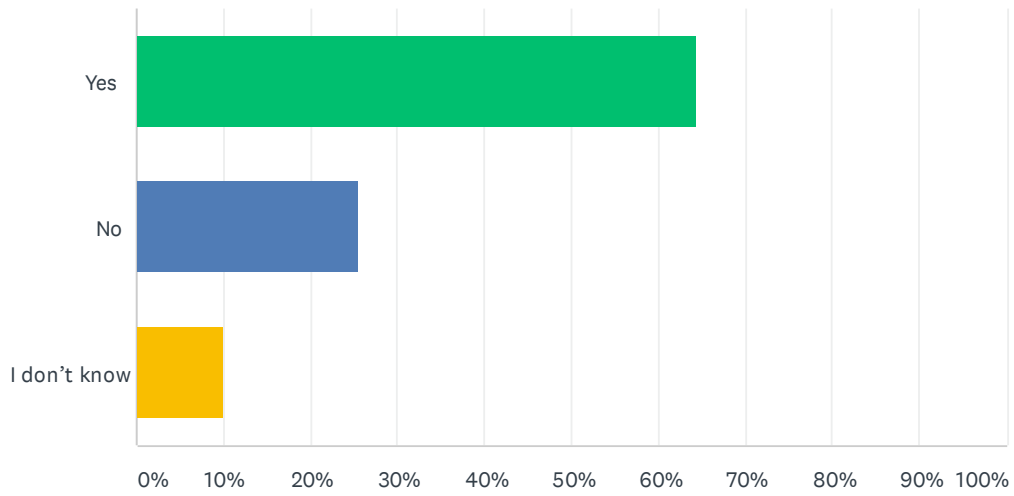
Answered: 200 Skipped: 1,477



ANSWER CHOICES	RESPONSES	
Yes	87.50%	175
No	6.50%	13
I don't know	6.00%	12
TOTAL		200

# Q7 Have you ever considered moving your elderly parent(s)/loved one into an assisted living community?

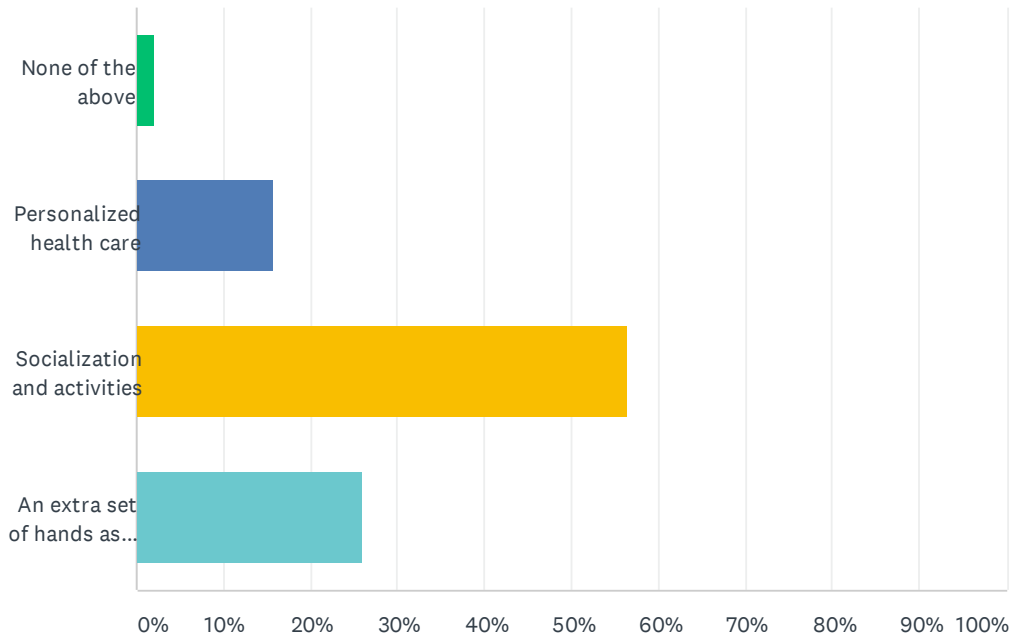
Answered: 200 Skipped: 1,477



ANSWER CHOICES	RESPONSES	
Yes	64.50%	129
No	25.50%	51
I don't know	10.00%	20
TOTAL		200

## Q8 If yes, why?

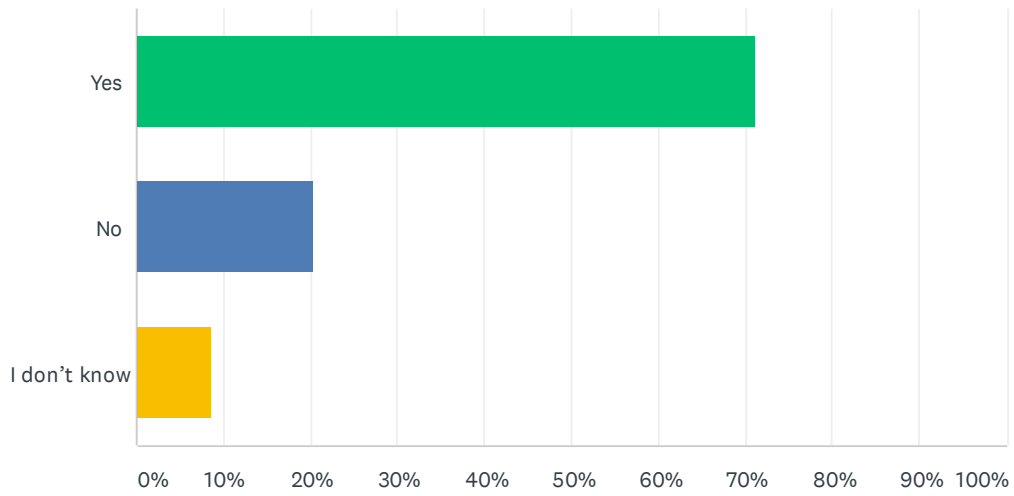
Answered: 147 Skipped: 1,530



ANSWER CHOICES	RESPONSES	
None of the above	2.04%	3
Personalized health care	15.65%	23
Socialization and activities	56.46%	83
An extra set of hands as your parent(s) caregiver	25.85%	38
<b>TOTAL</b>		<b>147</b>

# Q9 Did you know that many assisted living communities are licensed to provide higher levels of care, similar to a nursing home?

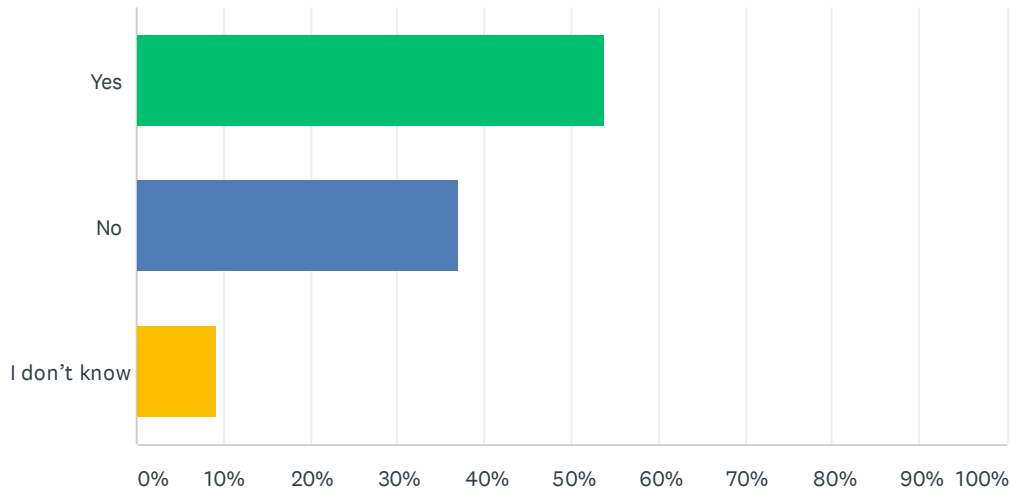
Answered: 197 Skipped: 1,480



ANSWER CHOICES		RESPONSES	
Yes		71.07%	140
No		20.30%	40
I don't know		8.63%	17
TOTAL			197

**Q10 Would it surprise you to know that 76% of assisted living employees and 95% of assisted living residents are vaccinated compared to only 48% of the total population?**

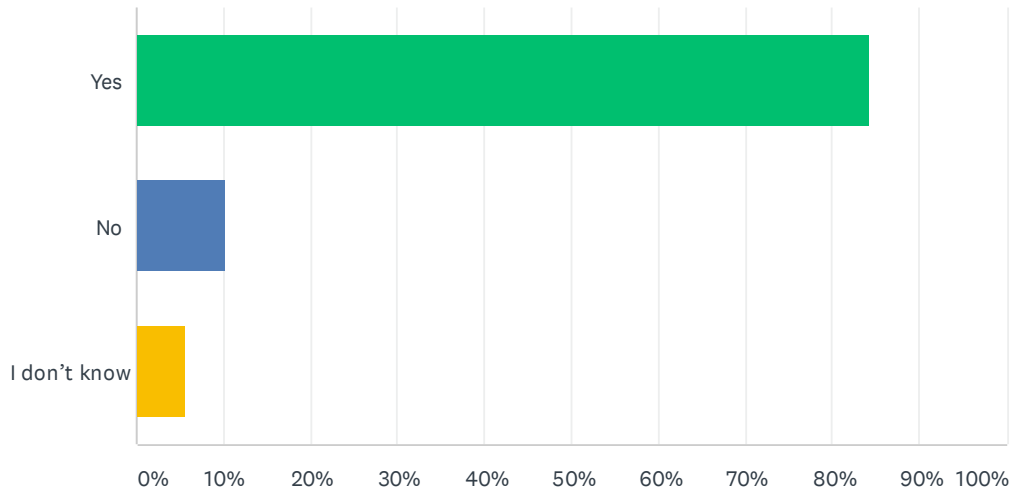
Answered: 197 Skipped: 1,480



ANSWER CHOICES	RESPONSES
Yes	53.81% 106
No	37.06% 73
I don't know	9.14% 18
TOTAL	197

# Q11 Does knowing that 76% of assisted living employees and 95% of residents are vaccinated make you feel more comfortable to potentially have a loved one live in an assisted living community?

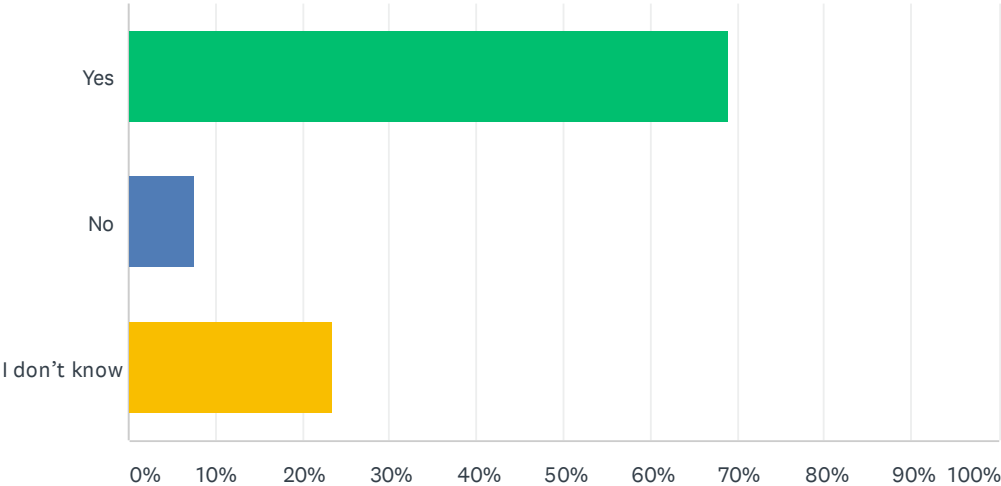
Answered: 197 Skipped: 1,480



ANSWER CHOICES	RESPONSES	
Yes	84.26%	166
No	10.15%	20
I don't know	5.58%	11
<b>TOTAL</b>		<b>197</b>

# Q12 Do you believe assisted living communities provided a safe environment for residents during the COVID-19 pandemic?

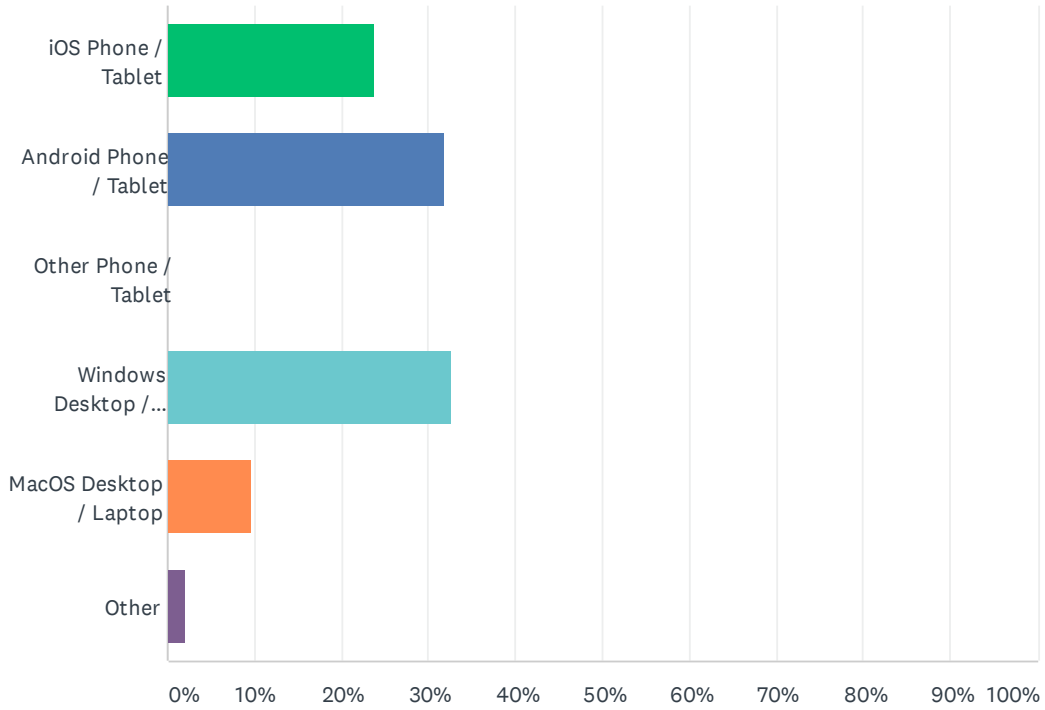
Answered: 197 Skipped: 1,480



ANSWER CHOICES		RESPONSES	
Yes		69.04%	136
No		7.61%	15
I don't know		23.35%	46
TOTAL			197

# Q13 Device Type

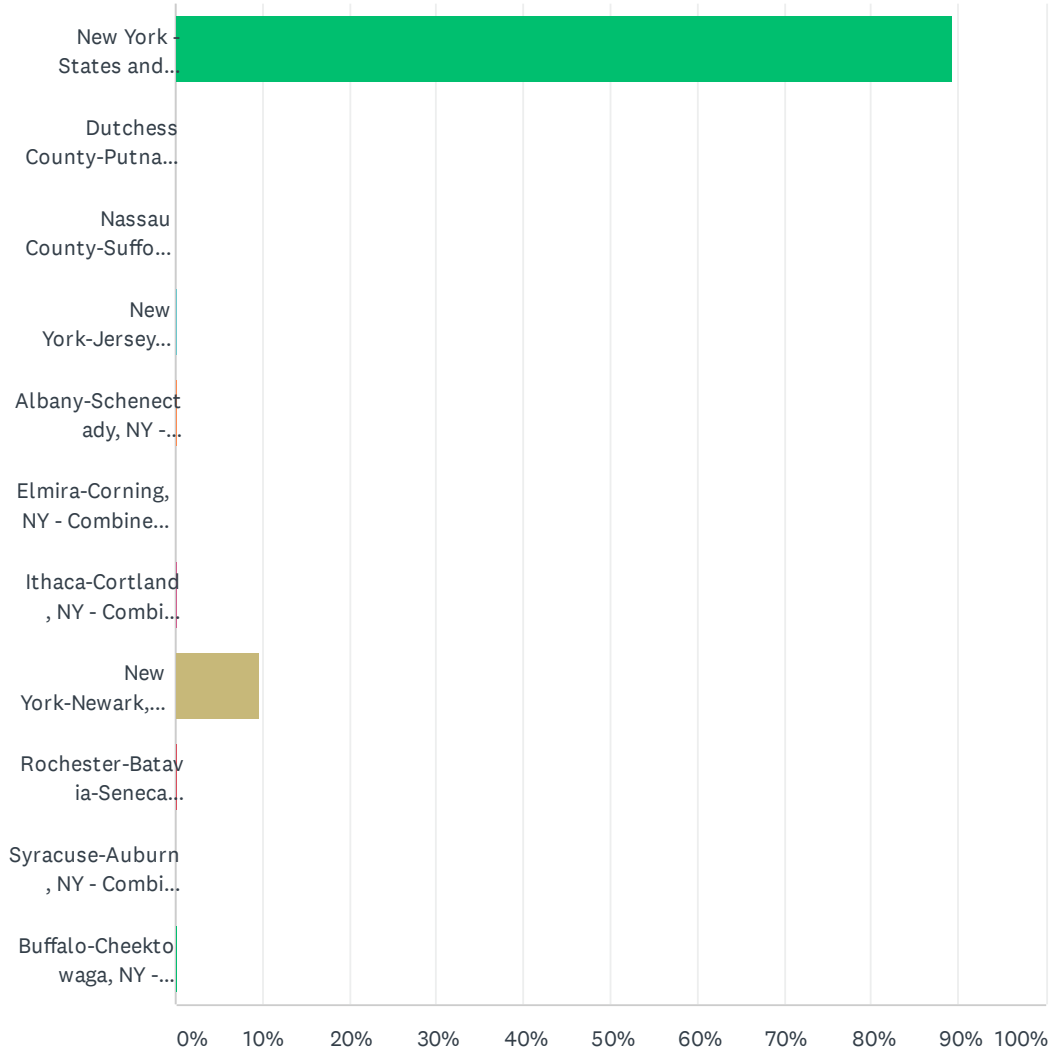
Answered: 1,616 Skipped: 61



ANSWER CHOICES	RESPONSES	
iOS Phone / Tablet	23.76%	384
Android Phone / Tablet	31.87%	515
Other Phone / Tablet	0.00%	0
Windows Desktop / Laptop	32.61%	527
MacOS Desktop / Laptop	9.65%	156
Other	2.10%	34
<b>TOTAL</b>		<b>1,616</b>

# Q14 United States Region

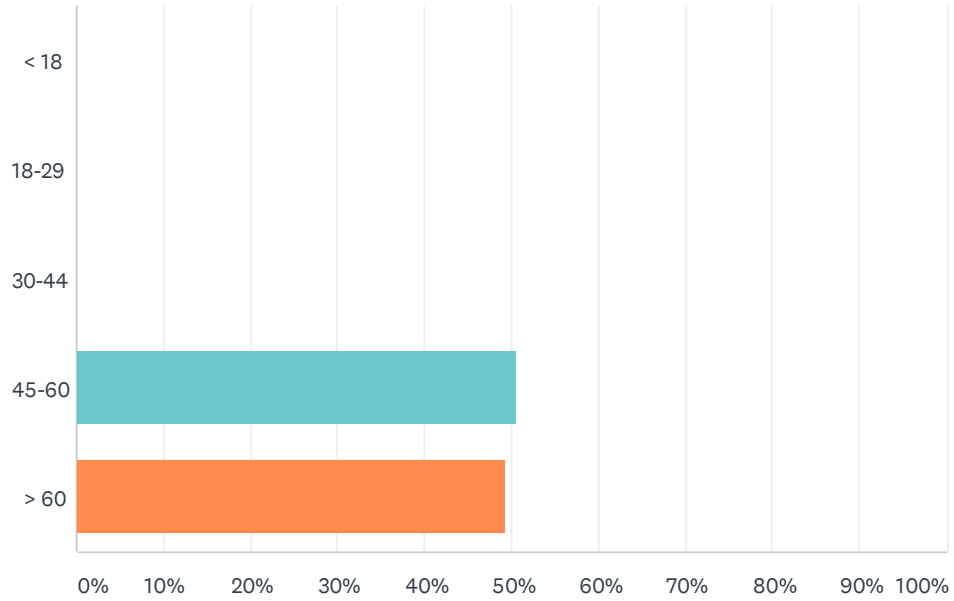
Answered: 1,616 Skipped: 61



ANSWER CHOICES	RESPONSES	
New York - States and Territories	89.23%	1,442
Dutchess County-Putnam County, NY - Metropolitan divisions	0.00%	0
Nassau County-Suffolk County, NY - Metropolitan divisions	0.06%	1
New York-Jersey City-White Plains, NY-NJ - Metropolitan division (NYS only)	0.25%	4
Albany-Schenectady, NY - Combined Statistical Areas	0.25%	4
Elmira-Corning, NY - Combined Statistical Areas	0.00%	0
Ithaca-Cortland, NY - Combined Statistical Areas	0.12%	2
New York-Newark, NY-NJ-CT-PA - Combined Statistical Area (NYS only)	9.53%	154
Rochester-Batavia-Seneca Falls, NY - Combined Statistical Areas	0.25%	4
Syracuse-Auburn, NY - Combined Statistical Areas	0.06%	1
Buffalo-Cheektowaga, NY - Combined Statistical Areas	0.25%	4
TOTAL		1,616

# Q15 Age

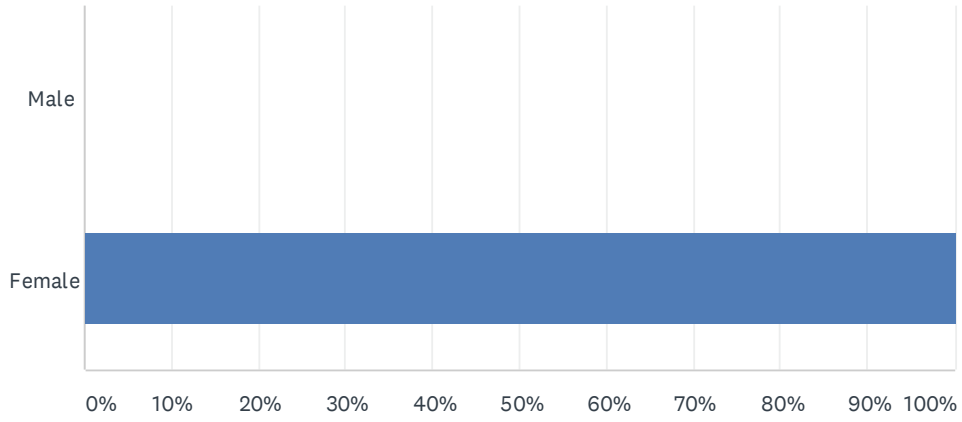
Answered: 1,616 Skipped: 61



ANSWER CHOICES	RESPONSES
< 18	0.00% 0
18-29	0.00% 0
30-44	0.00% 0
45-60	50.68% 819
> 60	49.32% 797
TOTAL	1,616

# Q16 Gender

Answered: 1,616 Skipped: 61



ANSWER CHOICES	RESPONSES	
Male	0.00%	0
Female	100.00%	1,616
TOTAL		1,616